



Burlington County Multi-Jurisdictional Hazard Mitigation Plan 2024 Update
 Planning Partnership Kick-Off Meeting
 August 29, 2023

While waiting for the meeting to start, please enter your name and department/agency in the chat.

1



Today's Agenda

1. Welcome and Introductions
2. Hazard Mitigation Planning Overview
3. Project Organization
4. Planning Team Responsibilities
5. Planning Process Overview
6. Schedule
7. Questions/Next Steps/Wrap Up

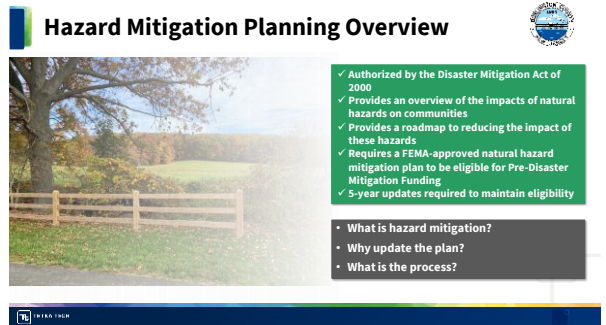
2



Hazard Mitigation Overview

Mitigation planning happens before a disaster strikes. It results in safer, more resilient communities – reducing risk for the residents, businesses, and critical services in Burlington County.

3

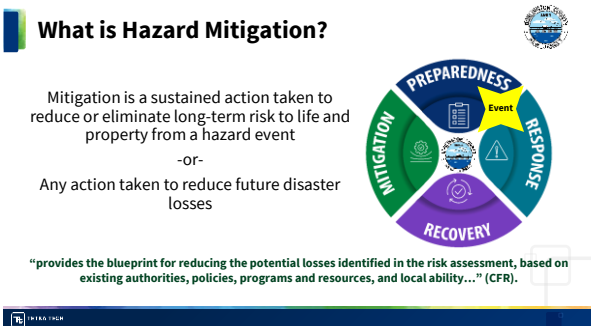


Hazard Mitigation Planning Overview

- ✓ Authorized by the Disaster Mitigation Act of 2000
- ✓ Provides an overview of the impacts of natural hazards on communities
- ✓ Provides a roadmap to reducing the impact of these hazards
- ✓ Requires a FEMA-approved natural hazard mitigation plan to be eligible for Pre-Disaster Mitigation Funding
- ✓ 5-year updates required to maintain eligibility

- What is hazard mitigation?
- Why update the plan?
- What is the process?

4




What is Hazard Mitigation?

Mitigation is a sustained action taken to reduce or eliminate long-term risk to life and property from a hazard event

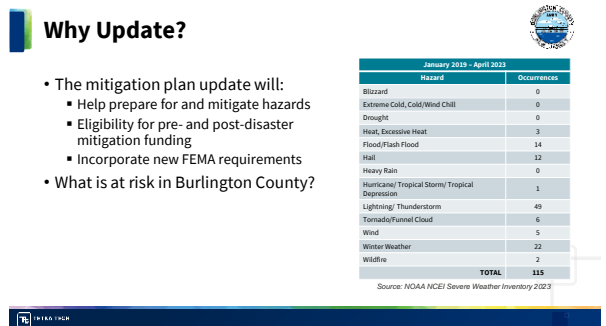
-OR-

Any action taken to reduce future disaster losses

“provides the blueprint for reducing the potential losses identified in the risk assessment, based on existing authorities, policies, programs and resources, and local ability...” (CFR).



5



Why Update?

- The mitigation plan update will:
 - Help prepare for and mitigate hazards
 - Eligibility for pre- and post-disaster mitigation funding
 - Incorporate new FEMA requirements
- What is at risk in Burlington County?

January 2019 - April 2023	
Hazard	Occurrences
Blizzard	0
Extreme Cold, Cold/Wind Chill	0
Drought	0
Heat, Excessive Heat	3
Flood/Flash Flood	14
Hail	12
Heavy Rain	0
Hurricane/ Tropical Storm/ Tropical Depression	1
Lightning/ Thunderstorm	49
Tornado/Funnel Cloud	6
Wind	5
Winter Weather	22
Wildfire	2
TOTAL	115

Source: NOAA NCEI Severe Weather Inventory 2023

6

Differences from the 2019 Planning Process

- Involvement – engaged and actively participating
- Public and stakeholder outreach
- Socially vulnerable and underserved communities
- Climate change
- Mitigation actions are needed for every hazard of concern




Project Organization

Working with individuals, agencies, neighboring jurisdictions, businesses, and other partners for a successful mitigation planning process.

Project Organization



Planning Partnership Role and Responsibilities

- Actively participate throughout the process –
 - Coordinate and facilitate local efforts
 - Attend meetings
 - Provide information and feedback (e.g., complete municipal worksheets)
 - Involve the public and community stakeholders in the planning process
 - Identify mitigation actions for your community
 - Adopt the plan
 - Implement the plan and monitor its progress
- Return your Letter of Intent to Participate to let the County know you will be participating in the 2024 process



Letters of Intent to Participate


Jurisdiction	LOIP Received	Jurisdiction	LOIP Received	Jurisdiction	LOIP Received
Bass River (Twp)		Fieldsboro (B)		Pemberton (B)	X
Beverly (C)		Florence (Twp)		Pemberton (Twp)	
Bordentown (C)		Hainesport (Twp)	X	Riverside (Twp)	
Bordentown (Twp)	X	Lumberton (Twp)	X	Riverton (B)	
Burlington (C)	X	Mansfield (Twp)	X	Shamong (Twp)	X
Burlington (Twp)		Maple Shade (Twp)		Southampton (Twp)	X
Chesterfield (Twp)		Medford (Twp)		Springfield (Twp)	
Cinnaminson (Twp)	X	Medford Lakes (B)		Tabernacle (Twp)	
Delanco (Twp)	X	Moorestown (Twp)		Washington (Twp)	
Delran (Twp)		Mt. Holly (Twp)	X	Westampton (Twp)	
Eastampton (Twp)	X	Mt. Laurel (Twp)		Willingboro (Twp)	
Edgewater Park (Twp)	X	New Hanover (Twp)		Woodland (Twp)	
Evesham (Twp)		North Hanover (Twp)	X	Wrightstown (B)	
		Palmyra (B)			



How Do You Participate?

- Assist with the update of your jurisdictional annex
- Attend Planning Partnership meetings/workshops – like this one!
- Provide data and information in a timely manner
- Support public and stakeholder outreach in your jurisdiction
- Review and provide feedback on Draft and Final Plan documents
- Facilitate the adoption process – governing body must pass an Adoption Resolution
- Implement and Maintain the Plan





Planning Process Overview

A well-defined planning process is essential to the success of Burlington County's HMP Update.


13

Planning Process Overview



14


Update Risk Assessment



- Update Assets
- Examine Previous Impacts
- Analyze Risks
- Review with Steering Committee
- Risk Assessment Meeting

15

Hazards of Concern



16

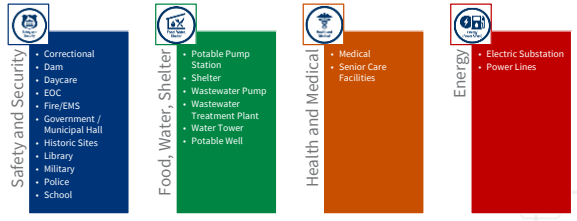
Critical Facilities and Community Lifelines

- **Critical Facilities** provide essential services to the community, especially before, during, and after a disaster.
- **Community Lifelines** provide services that allow continuity of operations of critical business and government functions, and crucial to health and safety of residents.



17

Critical Facilities and Community Lifelines



- Safety and Security**
 - Correctional
 - Dam
 - Daycare
 - EOC
 - Fire/EMS
 - Government / Municipal Hall
 - Historic Sites
 - Library
 - Military
 - Police
 - School
- Food, Water, Shelter**
 - Potable Pump Station
 - Shelter
 - Wastewater Pump
 - Wastewater Treatment Plant
 - Water Tower
 - Potable Well
- Health and Medical**
 - Medical
 - Senior Care Facilities
- Energy**
 - Electric Substation
 - Power Lines

18

Critical Facilities and Community Lifelines

- Communications**
 - Communication Towers
- Transportation**
 - Airport
 - County Roads
 - State Highways
 - Light Rail
 - Intermodal Transit
- Hazardous Materials**
 - Tier Facilities
 - Chemical

19

Critical Facilities and Community Lifelines

- OEM contacts and Primary Points of Contact from municipalities that have submitted LOIPs have been asked to review the critical facilities within their municipality.
- Identify necessary edits to existing facilities, remove facilities that no longer exist, and identify new facilities.
- **Review of critical facilities should be completed by close of business on Friday, September 1.**

20

Capability Assessment

- Capabilities
 - What does your jurisdiction use to reduce risk to hazards?

21

Mitigation Strategy

- Goals
 - What outcomes do you want to achieve?
- Actions
 - What specific actions will be taken to reduce hazard risk?
- Action Plan
 - How will the actions be prioritized and implemented?

22

2024 HMP Goals and Objectives

Goal Number	2024 Draft Goal
Goal 1	Protect Life
Goal 2	Protect Property and Environmental Resources
Goal 3	Increase Public Preparedness and Engagement
Goal 4	Develop and Maintain an Understanding of Increased Risk from Climate Change Impacts to Natural Hazards
Goal 5	Enhance Mitigation Capabilities to Reduce Hazard Vulnerabilities
Goal 6	Support Continuity of Operations Pre-, During, and Post-Hazard Events
Goal 7	Reduce the Risk of Natural Hazards Among the Communities with Vulnerable Populations

23

2024 HMP Goals and Objectives

Objective Number	2024 Draft Objective
1	Promote disaster-resistant development.
2	Build and support local capacity to enable the public to prepare for, respond to, and recover from disasters.
3	Reduce the possibility of damages to critical facilities from natural hazards.
4	Reduce the possibility of damage and losses due to natural hazards affecting the county and its municipalities.
5	Educate the public on the risk from natural and man-made hazards and increase their awareness of preparation, mitigation, response, and recovery activities.
6	Increase communications before, during, and after natural hazard events.
7	Retrofit, acquire, or relocate vulnerable property in high hazard areas including those known to be subject to repetitive damages.
8	Utilize the best available information on hazard exposure and vulnerability to support appropriate land use decisions within Burlington County.
9	Increase local government official awareness regarding funding opportunities for mitigation and participating/contributing to future plan updates.
10	Identify, and provide additional resources to, vulnerable and marginalized populations that have reduced capacity to respond to hazards compared with the general population.

24

2024 HMP Goals and Objectives

Objective Number	2024 Draft Objective
11	Ensure dam infrastructure is maintained.
12	Support the identification and access to funding to repair/replace dams.
13	Ensure Emergency Action Plans are developed and updated.
14	Acquire and maintain detailed data regarding critical facilities and lifelines such that these sites can be prioritized and risk-assessed for possible mitigation actions.
15	Support increased participation in the National Flood Insurance Program and Community Rating System.
16	Promote sustainable and equitable land development practices that direct future development away from hazard-prone areas.
17	Encourage and support multi-jurisdictional mitigation projects that leverage funding and support from multiple levels of government and community organizations.
18	Strengthen inter-jurisdiction and inter-agency communication, coordination, and partnerships to foster hazard mitigation actions and/or projects.
19	Encourage the establishment of policies to help ensure the prioritization and implementation of mitigation actions and/or projects designed to benefit essential facilities, services, and infrastructure.

Public Outreach Strategy

- Public Outreach Toolkit
 - Social media templates and posts
 - Press release templates
 - Printable materials
- Surveys
 - Stakeholders
 - Neighboring communities
 - Public
- County Website
- StoryMap

Plan Adoption & Integration

- Implementing your HMP...
 - Integration –
 - Link to local planning efforts
 - Hazard mitigation principles into your comprehensive or master plan
 - Interagency coordination
 - Projects/Actions –
 - Explore funding options to complete projects
 - Develop grant applications
 - Implement the projects

Homework

Each jurisdiction will need to review and submit information on previous events, capabilities, NFIP administration, recent development, and previous actions.

Homework sheets are due September 25.

Worksheet 1: Previous Events

Worksheet 2: Capability Assessment

Worksheet 3: NFIP Administration

31

Worksheet 4: New Development

32

Review Your Previous Mitigation Strategy BAToolSM Program

- Update the 2019 mitigation actions through the BAToolSM – less paperwork!
- Refresher training will be held for planning partners
- Populate 2024 mitigation actions

33

Project Schedule

Upcoming meetings and key milestones throughout the HMP update process

34

Schedule

35

Next Steps

- Complete and submit your LOIP
- Provide edits on critical facilities by Friday, September 1
- Complete and submit homework worksheets by September 25
 - Previous Events
 - Capability Assessment
 - NFIP Administration
 - New Development
- Attend BAToolSM refresher training and provide status on previous actions – training date to be announced

36



Questions?

37

A presentation slide with a background image of a paved path leading through a grassy field under a blue sky. On the left, there is a white text box with contact information. On the right, there is a large white oval containing the text 'Thank You!'.

Burlington County Project Contact
Kristen Carr, Office of Emergency Management
(609) 738-5139 | KcCarr@co.burlington.nj.us

Tetra Tech Project Manager
Chris Huch, CFM
(973) 630-8357 | chris.huch@tetratech.com

Tetra Tech, Lead Planner
Jessica Stokes, MSEM, NJCEM
(973) 630-8017 | jessica.stokes@tetratech.com

Thank You!

38